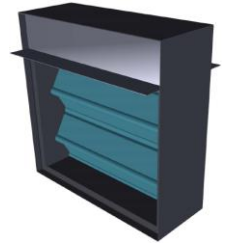


- UL 555 & CAN/ULC-S112 Classified Static Fire Damper, 3 Hr. Label (File # R25565).
- NFPA 80, 90A & 101 compliant.
- NBC and IBC building codes compliant.



STANDARD CONSTRUCTION

DEPTH: 4 1/4" (108).

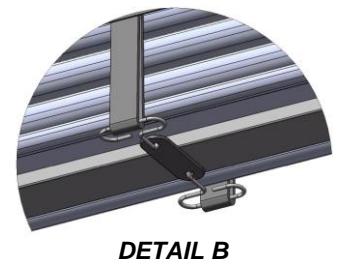
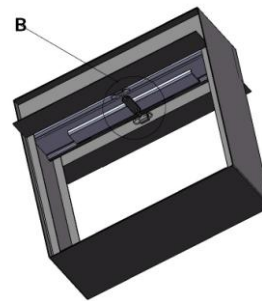
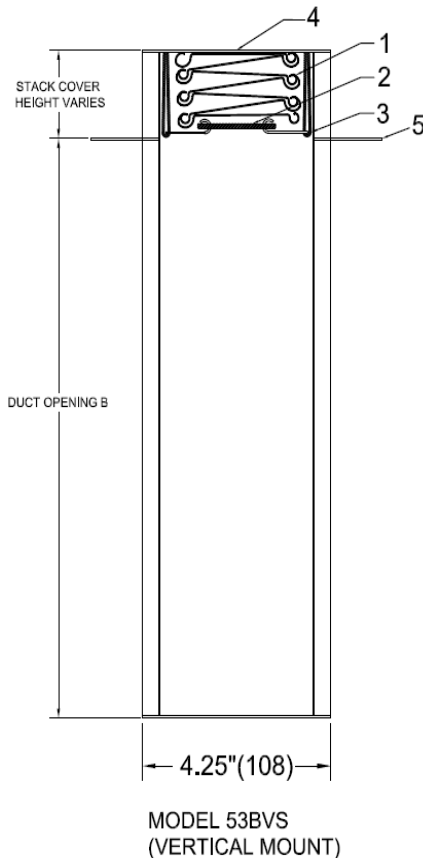
FRAME: Roll formed 20 Ga. galvanized steel with hemmed edge.

BLADE: Roll formed 22 Ga. galvanized steel.
Interlocking curtain type blades.

FUSIBLE LINK: 165°F (74 C).

OPTIONAL CONSTRUCTION

- Factory supplied Sleeve – 22, 20, 18 or 16 GA.
*Sleeve length required
- Access Door factory mounted in a common sleeve to ensure compliance with UL installation requirements
- 212°F (100 C) Fusible Link
- 1 1/2" x 1 1/2" mounting angles



MAINTENANCE RECOMMENDATIONS:

NFPA 80 advises that fire dampers be inspected and tested 1 year after installation, then every 4 years minimum. More frequent inspections may be required due to system use and air conditions, or applicable local codes.

NOTES:

These static dampers are UL/ULC approved for use in HVAC systems where the fans automatically shut down in the event of a fire alarm. 3 hr. labeled fire dampers are suitable for use in fire separations with a fire resistance rating of 4 hours or less.

Fire dampers must be installed in accordance with manufacturer's instructions. Refer to Alumavent installation instructions for details.

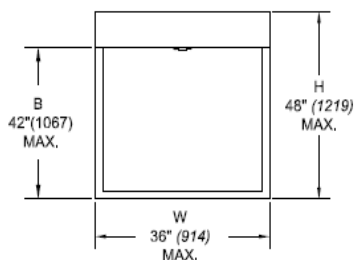
FIRE DAMPER COMPONENTS

- | | |
|--------------------------|----------------------|
| 1. Blade | 5. Blade Stack Cover |
| 2. Fusible Link Assembly | |
| 3. Link Strap | |
| 4. Frame | |

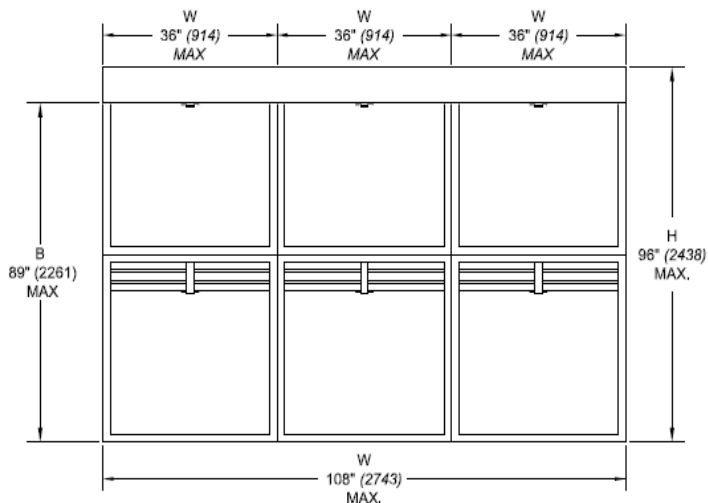
Dimensions are shown in inches (mm).

**SINGLE SECTION DAMPER
-VERTICAL MOUNT ONLY**

MINIMUM SIZE:
4"X4"(102X102)



**MULTIPLE SECTION DAMPER
-VERTICAL MOUNT ONLY**



NOTE: SEE 3 HOUR TYPE B STATIC SIZING CHART SC53BVS FOR OVERALL DAMPER DIMENSIONS.

REF. #	QTY.	DUCT WIDTH (W)	DUCT HEIGHT (H)	MOUNT (V only)	ACCESSORIES
				V	
				V	
				V	
				V	
				V	
				V	

*DAMPER WILL BE MANUFACTURED APPROXIMATELY 1/4" (6) SMALLER THAN GIVEN DUCT DIMENSIONS.

PROJECT NAME:		ENGINEER:	
CONTRACTOR:		SUBMITTAL DATE:	